

DECKBLATT ZUM ORIGINAL-DOKUMENT DES HERSTELLERS

REGATRON | PRODUKTBESCHREIBUNG

HERSTELLER Regatron AG
PRODUKTSERIE G5.SRC-Serie

Ihr direkter Ansprechpartner für Regatron-Produkte!

Die Ing. Erhard Fischer GmbH ist Ihr zuverlässiger Partner für die Produkte von Regatron AG. Wir bieten Ihnen nicht nur hochwertigen technischen Support, sondern auch kompetente Beratung und maßgeschneiderte Lösungen für Ihre individuellen Anforderungen.

Ob Standardprodukt, kundenspezifische Geräte oder Schaltschrankbau. Wir freuen uns, Sie bei Ihrer Lösungsfindung mit eingehender Kundenberatung kompetent unterstützen zu können.

Kontaktieren Sie uns für technische Beratung oder ein individuelles Angebot!

Wir freuen uns auf das Gespräch mit Ihnen.



IHR ANSPRECHPARTNER

Martin Sochor



+43 2236 42694-40



powersupply@ing-fischer.at



Ing. Erhard Fischer GmbH



Weissenbach 101 | AT-2371 Hinterbrühl



www.ing-fischer.at



ING. ERHARD FISCHER GMBH

**Immer die passende Lösung für Industrie-
Stromversorgungen, Heizfolien & Messtechnik**



G5.SRC Programmable DC Power Supply Series

The G5.SRC series are unidirectional sources which can operate in CV, CC, CP, and Ri-Sim control modes. It is universally applicable and therefore suitable as for all industrial and scientific applications in laboratories as well as on test benches and production lines. The modular and finely graded G5.SRC series is characterized by highly dynamic response times, adjustable filter time constants and a wide current-voltage range with an auto-ranging factor 3. Optional software, programming and communication interfaces as well as safety functions allow the G5.SRC power supplies to be optimally adapted to special customer application requirements.

Device Types

Voltage V	Power kW	Current A	Height U	Order Code
*0...80	9	0...338	4	G5.SRC.9.80.338
*0...80	18	0...676	4	G5.SRC.18.80.676
*0...80	27	0...1014	7	G5.SRC.27.80.1014
*0...80	36	0...1352	7	G5.SRC.36.80.1352
*0...80	45	0...1690	10	G5.SRC.45.80.1690
*0...80	54	0...2028	10	G5.SRC.54.80.2028
0...160	18	0...338	4	G5.SRC.18.160.338
0...160	36	0...676	7	G5.SRC.36.160.676
0...160	54	0...1014	10	G5.SRC.54.160.1014
0...240	27	0...338	7	G5.SRC.27.240.338
0...240	54	0...676	10	G5.SRC.54.240.676
0...320	36	0...338	7	G5.SRC.36.320.338
0...500	9	0...54	4	G5.SRC.9.500.54
0...500	18	0...108	4	G5.SRC.18.500.108
0...500	27	0...162	7	G5.SRC.27.500.162
0...500	36	0...216	7	G5.SRC.36.500.216
0...500	45	0...270	10	G5.SRC.45.500.270
0...500	54	0...324	10	G5.SRC.54.500.324
0...1000	18	0...54	4	G5.SRC.18.1000.54
0...1000	36	0...108	7	G5.SRC.36.1000.108
0...1000	54	0...162	10	G5.SRC.54.1000.162
0...1500	27	0...54	7	G5.SRC.27.1500.54
0...1500	54	0...108	10	G5.SRC.54.1500.108

*also as 60 V SELV version for single or parallel operation available, order code example: G5.SRC.9.**60**.338

Modular and Easy Scalable Systems

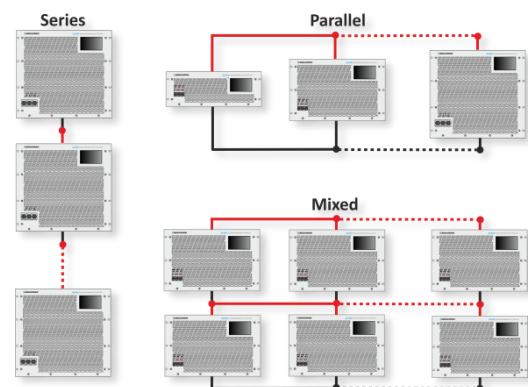


Figure 1: Modular concept for easy power and voltage increase by parallel, series, and mixed operation. The parallel configuration allows even an operation of different power levels, e.g., 18, 36, and 54 kW modules, in one system.

The output of an individual power supply is in the range from 0...9 kW to 0...2000+ kW, up to 3000 VDC. The advantageous modularity of REGATRON power supply solutions allows the system to be easily adapted to ever changing test requirements. It is possible to reconfigure between parallel, series, and mixed operation. Moreover the system can be expanded with additional power supply units or to be split into smaller units.

Whether for single devices or powerful multi-device multi-unit systems, REGATRON also offers turnkey cabinet solutions or project specific system integration according to customer specifications.

Therefore, the purchase of a REGATRON power supply is a solid investment for the future.

Applications and Features

The high accuracy and dynamics of the G5.SRC series, as well as the ability to easily change between different multi-unit configurations, make this series the ideal power supply solution for unidirectional R+D tasks and test bench applications such as testing of inverters or simulation of DC sources like e.g., fuel cell stacks.

Various excellent features such as switchable filter time constants and adjustable controller settings as well as the integrated powerful 8-channel digital scope assist the user to quickly and easily achieve optimal system behavior for a special customer application. The G5.SRC series also offers the possibility to store, edit, and recall any device configuration on board the power supply.

Dynamics

Maximum speed or minimum overshoot? Figure 2 shows that the dynamic parameters of the G5.SRC series can be easily adapted to a specific task.

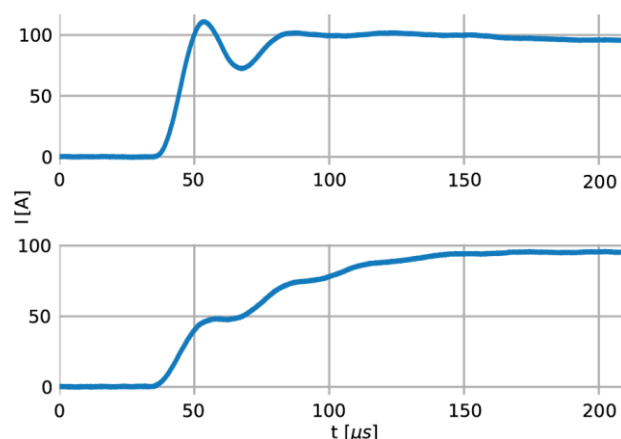


Figure 2: Parameterization example of a 36 kW, 1000 V, 108 A device: Set-value step current 0...97 A@333VDC in <50 μs with overshoot (top), in <200 μs w/o overshoot (bottom). The dynamic behavior is comparable across the series of G5 devices from low voltage to high voltage

General Dynamic Data

rise/fall time	voltage 0...90%	150...220 μs
set-value step	current 0...90%	35...70 μs
response time	CV, recovery within	50...290 μs
load step	0.5% set value	

G5.SRC Series as P-HIL Power Amplifier

Power-hardware-in-the-loop (P-HIL) simulation integrates physical hardware and software models in a closed-loop simulation, offering versatile opportunities to investigate the behavior of complex systems at different parameter settings.

A typical PHIL setup includes a fast real-time computer driving a power amplifier. The G5.RSS series is best suited for this purpose due to its high dynamics and a fast analog port. Time analog-in to power output: typical 90 μs

Accuracy

The G5.SRC series has an exceptional voltage accuracy of 0.01...0.02% FS. The current accuracy is in the range of 0.025...0.085% FS depending on the model. There is even an additional high-resolution current measurement range from 0 to 10% FS with an accuracy of better than 0.005% FS.

Control Modes

CV	constant voltage
CC	constant current
CP	constant power
Ri	internal resistance simulation

Interfaces

Ethernet and USB

To connect with:

- G5.Control the operating and maintenance software
- API .NET programming, e.g., by LabView, Python, Matlab, or REST interface

I/O port

Interface featuring analog and digital signals used for set and actual values or operating states.

Grid Connection

The wide-band AC input accepts all common AC grid systems and has an active power factor correction.

AC Grid	380...480 VAC ±10% at 50/60 Hz
PF	0.99
Efficiency	91...96%, depending on model

Options

Software and Controls

Time-Based Function Generator

The TFE time-based function generator allows programming either through G5.Control operating software, HMI touch display, or CANmp interface.

- Time-dependent functions $U = f(t)$, $I = f(t)$, $P = f(t)$: sine, triangle, or square as well as user-defined data points. Import and export through csv files supported
- Ramp function for amplitude and offset changes
- Small signal modulation up to 10 kHz

Application Area Programming

The AAP application area programming feature allows to set the DC output voltage or current or power as a function of any of the input values I_{DC} , U_{DC} , or P_{DC} . The functional relationship is given by a user-defined curve whose values are managed by CSV import/export. In this way, a wide variety of nonlinear electrical two-pole networks can be defined, e.g., photovoltaic arrays or fuel cell curves. As an example, Figure 3 shows the typical fuel cell characteristics with a voltage/current dependence. Embedded calculation on board the G5.SRC assures real-time simulation.

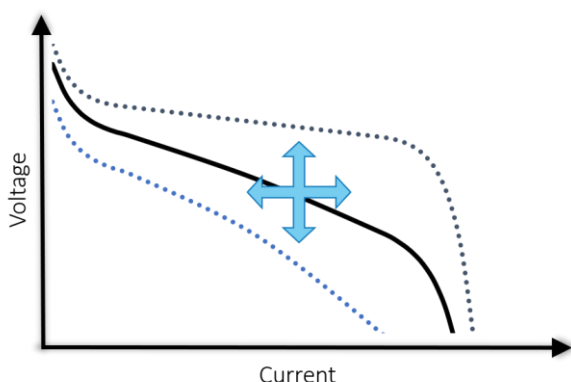


Figure 3: AAP curve with fuel cell characteristic $U = f(I)$.

HMI / RCU

The HMI built into the front panel allows comprehensive and convenient operation of the power supply via touch display.

With the remote control unit (RCU) it is possible to control the device or system from a distant location in the same manner as with the HMI.



Figure 4: Intuitive control by HMI touch display. Everything you need at a glance.

CAN Interface

The CAN multi-protocol (CANmp) interface has a 1 kHz data rate, a 16-bit resolution and is adaptable to any proprietary CAN bus. In addition, it supports dbc file handling.

User Safety

- Integrated safety relay (ISR) for increased emergency stop reliability supporting performance level PL c / PL e according to EN ISO 13849
- Discharge of AC filter (XCD), mandatory for mobile use of the device. XCD ensures a discharge time of the AC filter < 1 s as required by EN 62477-1
- Based on the 80 V models, also a 60 V SELV version is available
- Various terminal protection covers

The different protective covers are designed for integration into 19" rack systems or for use as a tabletop device. The cover for cabinet integration provides protection against accidental contact, whereas the cover for the tabletop version requires a touchproof protection in accordance with standard EN 62477-1.

Voltage V	Power kW	DC-cover acc. contact	DC-cover touchproof	AC-cover touchproof	Tabletop use allowed	Order Code
60...160	≤ 18	●	○	○	✓	G5.PAC.DCAC.1
60...320	≥ 27	●	—	—	—	—
500...1000	≤ 18	—	●	○	✓	G5.PAC.AC.1
500...1500	≥ 27	—	●	○	✓	G5.PAC.AC.2

● included

○ optional, mandatory for tabletop use

Rack-Integrated System Solutions

- Mobile rack solutions up to IP54
- Insulation monitoring: remote activation of the insulation measurement, actual insulation value and warning/error status are provided by CANmp interface or by optional HMI
- Easy reconfiguration between parallel, series, and mixed operation



REGATRON's rack-integrated turn-key system solutions, e.g., 72 kW (left) and 162 kW (right) power levels. Various types of AC/DC connectors and cables allow for comfortable handling. Third-party product integration and numerous safety options are additional features.

Environmental Conditions

Front-panel-mounted air filter (AirFilter), recommended for use in dusty environments.

Important Features of the G5.SRC Series

Technology

- Technologically advanced, fast switching, compact 19-inch power supplies
- High control dynamics in the 100...200 μ s range – even at higher power levels up to 2000+ kW
- Exceptional accuracy and an additional high-resolution current measurement range
- Wide current-voltage range with an auto-ranging factor 3
- CV, CC, CP, and Ri-Sim control modes
- Highly efficient, resulting in significant reduction of energy consumption and heat dissipation

System Control and Options

- Operating software, extended analysis, parameterization options, and calibration
- Powerful application programming interfaces (APIs)

System Capability

- Modular and easy scalable systems
- Parallel, series, and mixed operation with a digital high-speed bus
- Simple multi-unit configuration with the operating software
- Easy rack mounting
- Optional safety features such as 2-channel safety interface and insulation monitoring
- Turn-key cabinet solutions or project-specific system integration according to customer specification

This product is developed, produced and tested according to ISO 9001 by REGATRON.

For detailed technical information, contact REGATRON or your local sales partner.

Regatron AG
Feldmühlestrasse 50
9400 Rorschach
SWITZERLAND
sales@regatron.com
www.regatron.com

Regatron Inc.
100 Overlook Center, 2nd Floor
Princeton, NJ 08540
USA
inquiries@us.regatron.com
www.us.regatron.com

All product specifications and information herein are subject to change without notice.

Filename: PD_G5.SRC_EN_221108

Class: Public